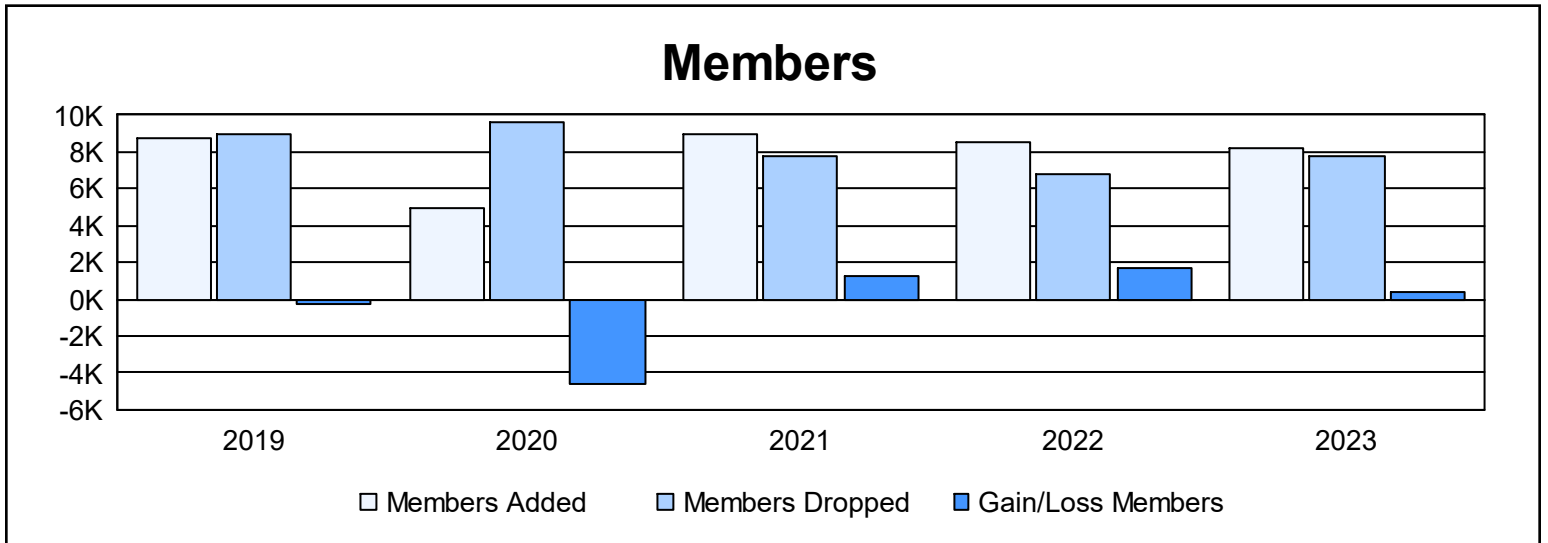
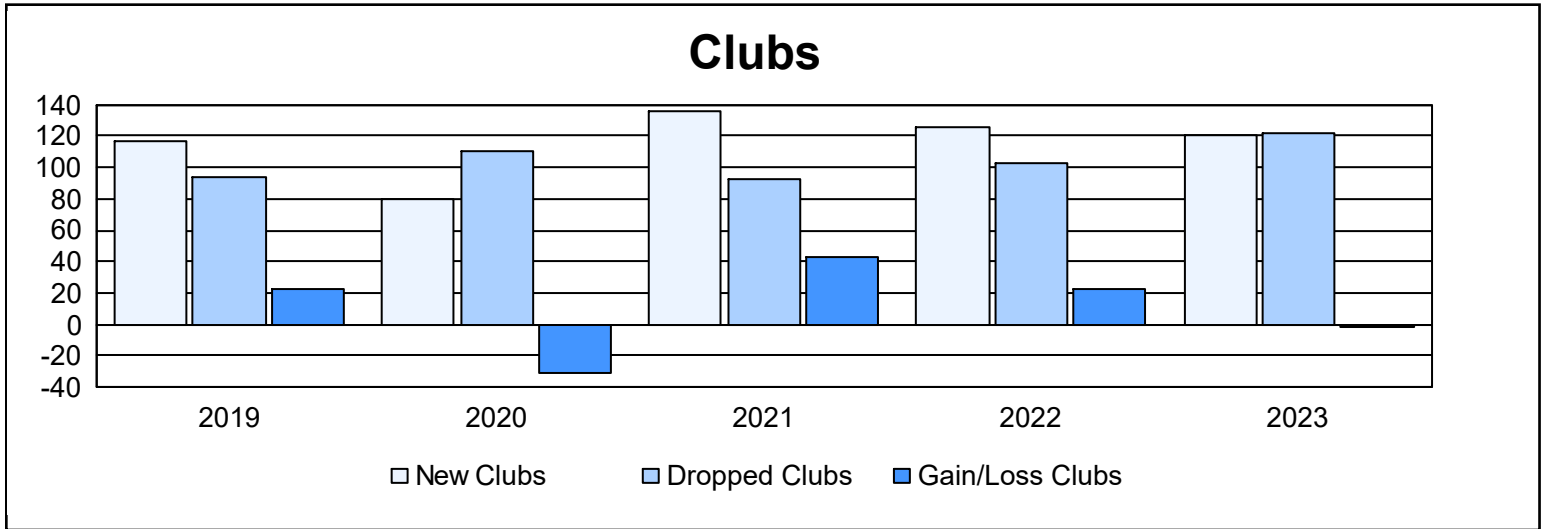
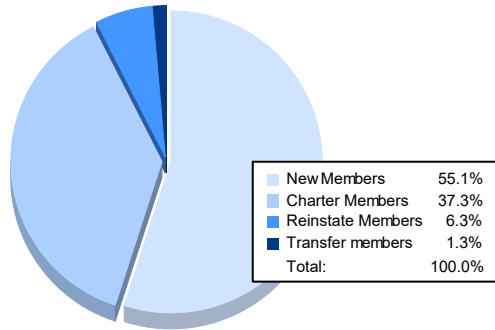


Year	New Clubs	Dropped Clubs	Gain/ Loss Clubs	New Members	Charter Members	Reinstate Members	Transfer Members	Total Member Added	Total Members Dropped	Gain/ Loss Members
2018-2019	117	94	23	4,699	3,251	485	325	8,760	9,015	-255
2019-2020	80	111	-31	2,413	2,124	391	69	4,997	9,594	-4,597
2020-2021	136	93	43	4,592	3,733	521	132	8,978	7,723	1,255
2021-2022	126	103	23	4,680	3,294	456	87	8,517	6,814	1,703
2022-2023	121	122	-1	4,505	3,052	512	106	8,175	7,734	441
Average	116	105	11	4,178	3,091	473	144	7,885	8,176	-291



Membership Composition June 2023 Cumulative



Gender Composition June 2023 Cumulative

